



STAGE 1

BAY 3





COLBERT

© VITR

HEADSHOT JACK

COWBOY'S MEETING

STAGE MAX. TIME ISO



Revolvery/Pistols 5+5, Puška/Rifle 10, Brokovnice/Shotgun 4+

Standing: Revolver v holstrech, puška na pozici 2, brokovnice na pozici 1. Pistols holstered, rifle staged at position 2, shotgun staged at position 1.

Starting position: Na pozici 1 (sekvence 1-2-3) nebo 3 (sequence 3-2-1), ruce křížem na prsou. Either at position 1 (sequence 1-2-3) or 3 (sequence 3-2-1), hands crossed on the chest. When ready say -Jdeme na to / Go ahead!

Procedure: Z pozice 1 střílí brokovnicí terče S libovolně. Z pozice 2 puškou třílí terče R stylem Shotgun Boogie Sweep (11;44;3;4;1;2;3;4) zprava nebo zleva, z pozice 3 střílí revolvery terče P stejnou instrukcí jako pušku. From position 1, with the shotgun, engage S targets in any order. From position 2, with the rifle, engage R targets in Shotgun Boogie Sweep (11;44;3;4;1;2;3;4) starting either from the left or right. From position 3, with the pistols, engage targets P using the same instructions as for the rifle.


Stage sponsor:



STAGE 2

BAY 4
COLBERT
© VITR
HEADSHOT JACK

KNOCK DOWN



Revolver/Pistols 5+5, Puška/Rifle 10, Brokovnice/Shotgun 4+

Standing: Revolvery v holstrech, puška a brokovnice na pozici 2. Pistols holstered, rifle and shotgun staged at position 2.

Starting position: Na pozici 1 nebo 3, revolver(y) míří na terč. Sequence 1-2-3 or 3-2-1. At position 1 or 3, revolver(s) aim to target. When ready say - Dostanu je / I will get them.


Procedure: Po signálu střílí prvním revolverem terče P libovolně (z pozice 1 nebo 3), po té se přesune na pozici 2, kde puškou střílí padací terče R libovolně a brokovnicí terče S libovolně. Poté je možné se s brokovnicí přesunout na poslední pozici a druhým revolverem střílí terče P libovolně. Pak je možné dostřelit stojící terče P a R, vždy z odpovídající pozice. **After the BEEP** from position 1 or 3, with the first revolver, engage P target in any order. Then move to position 2, with the rifle engage R targets in any order. With the shotgun engage S targets in any order. Then move to the last position (it is able with the shotgun) and with the second revolver engage P targets in any order. After that it is allowed to do make up shots - with the shotgun engage any still standing knock down P and R targets in any order - from corresponding position.

Stage sponsor:

21/09 - 22/09 2018 - TATANKA CAMP 2018



BISONS



STAGE MAX. TIME ISO

Revolver/Pistols 5+5, Puška/Rifle 10, Brokovnice/Shotgun 4+

Standing: Revolvery v holstrech, brokovnice na pozici 3, puška na pozici 2. Pistols holstered, shotgun staged at position 3, rifle staged at position 2.


Starting position: Start je možný na pozici 1 (sekvence 1-2-3) nebo 3 (sekvence 3-2-1). Ruce na klobouku. Start is possible from positions 1 (sequence 1-2-3) or 3 (sequence is 3-2-1). Hands touching hat. When ready say - Bisons!

Procedure: Z pozice 1 střílí revolvery terče P tak, aby každý terče zasáhl alespoň 3x libovolně. Z pozice 2 - před střelbou z pušky odjistí běžícího bizona a pak puškou střílí terče R dle stejných pravidel jako revolvery. Z pozice 3 brokovnicí střílí terče S libovolně. From position 1 with the pistols engage each P target at least three times. From position 2 - before shooting the rifle shooter has to release the running bison and then with the rifle engage R targets using the same instructions as for the revolvers. From position 3 targets with the shotgun engage S targets in any order.

Stage sponsor:



TATANKA



STAGE MAX. TIME 150

Revolver/Pistols 5+5, Puška/Rifle 10, Brokovnice/Shotgun 4+

Standing: Revolvery v holstrech, brokovnice na pozici 3. Pistols holstered, shotgun staged at position 3.

Starting position: Na pozici 2 (sekvence 2-1-3) nebo (sekvence 2-3-1). Puška v ponosu. At positions 2 (sequence 2-1-3) or (sequence 2-3-1). The rifle in port arms. When ready say - Tatanka!


Procedure: Z pozice 2 - před střelbou z pušky odjistí běžícího bizona a pak puškou střílí terče R stylem 2 x jezdící (střední) terč, 3x levý (pravý) terč, 2 x jezdící (střední) terč a 3 x pravý (levý) terč. Z pozice 1 střílí revolvery terče P dle stejných instrukcí jako pušku. Z pozice 3 brokovnicí střílí terče S libovolně. From position 2 - before shooting the rifle shooter has to release the running bison and then with the rifle engage R targets in style - twice running target (middle), three times left (right) target, twice running target (middle), three times right (left) target. From position 1 with the pistols engage P targets using the same instructions as for the rifle. From position 3, with the shotgun, engage S targets in any order.

Stage sponsor:



MOUNTAINS

STAGE MAX. TIME 160



Revolver/Pistols 5+5, Puška/Rifle 10, Brokovnice/Shotgun 4+

Standing: Revolvery v holstrech, puška na pozici 2. Pistols holstered, rifle staged at position 2.

Starting position: Na pozici 1 brokovnice port arms. At position 1 shotgun in port arms. When ready say - Go Up.

Procedure: Po signálu střelec střílí z pozice 1 brokovnicí terče S libovolně. Z pozice 2 střílí puškou terče R 2 x stylem (1;2;5;4;3) Sweep zleva nebo zprava. Z pozice 3 střílí revolvery terče P dle stejných pravidel jako pušku. After the BEEP - from position 1 with the shotgun engage targets S in any order. From position 2, with the rifle, engage twice targets R in (1;2;5;4;3) Sweep from the left or right. From position 3, with the pistols engage targets P using the same instructions as for the rifle.

Stage sponsor:

21/09 - 22/09 2018 - TATANKA CAMP 2018



STAGE 6

BAY 6


COLBERT

© VITIR

HEADSHOT JACK

MOUNTAINS

STAGE MAX. TIME 160



Revolver/Pistols 5+5, Puška/Rifle 10, Brokovnice/Shotgun 4+

Standing: Revolvery v holstrech, puška na pozici 2, brokovnice na pozici 1. Pistols holstered, rifle staged at position 2, rifle at position 1.

Starting position: Na pozici 3 ruce na revolverech. **At position 3, hands touche revolvers.**
When ready say - Yeah!

Procedure: Po signálu střelec střílí z pozice 3 revolvery terče P stylem Big Bizon Sweep (111;2;33;4;555) zprava nebo zleva. Z pozice 2 střílí puškou terče R dle stejných instrukcí, jako revolvery. Z pozice 1 střílí terče S libovolně. **After the BEEP - From position 3, with the pistols, engage P targets in Big Bizon Sweep (111;2;33;4;555) from the left or right. From position 2, with the rifle, engage R targets using the same instructions as for the pistol. From position 1, with the shotgun, engage S targets in any order.**

Stage sponsor:

21/09 - 22/09 2018 - TATANKA CAMP 2018